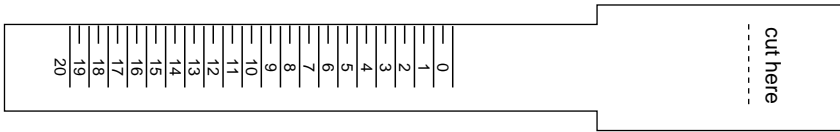
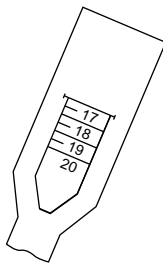
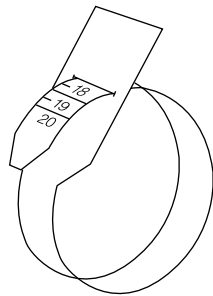


Ring Sizer

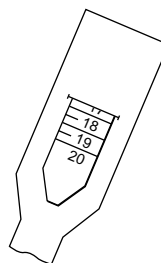


To use our Ring Sizer, follow these steps:

1. Print it—make sure to uncheck the “fit to page” option on your print command screen.
2. Cut out the sizer.
3. Make a slot in the sizer by cutting along the dotted line.
4. Roll the sizer into a circle with the numbers on the outside.
5. Insert the end of the tab into the slot.
6. Place the sizer around your finger and pull the tab through the slot until the paper is snug around your finger.
7. Read your finger size on the scale.



In this example,
the ring size is 17



In this example,
the ring size is 17 ½

*** Please Note:** The most accurate way to get your ring size is to have your finger measured by a jeweler.

It is possible to change your ring size up to 7 days after submitting order without affecting production time.

925 sterling silver and all gold rings can be resized.

Warriorlyte can not be resized. The only option to change the size of this metal is to recast the ring which will involve a recast fee.